


Virtual Desktop Infrastructure (VDI): Architecture, Best Practices & Vendor Solutions

Transforming how organisations deliver desktop experiences in the digital age



What is VDI? The Future of Flexible Workspaces

Centralised Desktop Hosting

VDI hosts complete desktop environments centrally on servers or in the cloud, making them accessible from virtually any device with an internet connection.

Secure Remote Access

Enables secure, remote, and flexible working by streaming desktops over the network, providing consistent user experiences regardless of location or device.

Data Protection

Centralised data storage protects sensitive information even if endpoint devices are lost, stolen, or compromised, maintaining enterprise security.



Core Architecture of VDI: How It Works

01

Virtual Machines (VMs)

Run complete desktop operating systems and applications on central servers or cloud infrastructure

02

Hypervisor Layer

Manages virtual machines efficiently, allocating CPU, memory, and storage resources dynamically

03

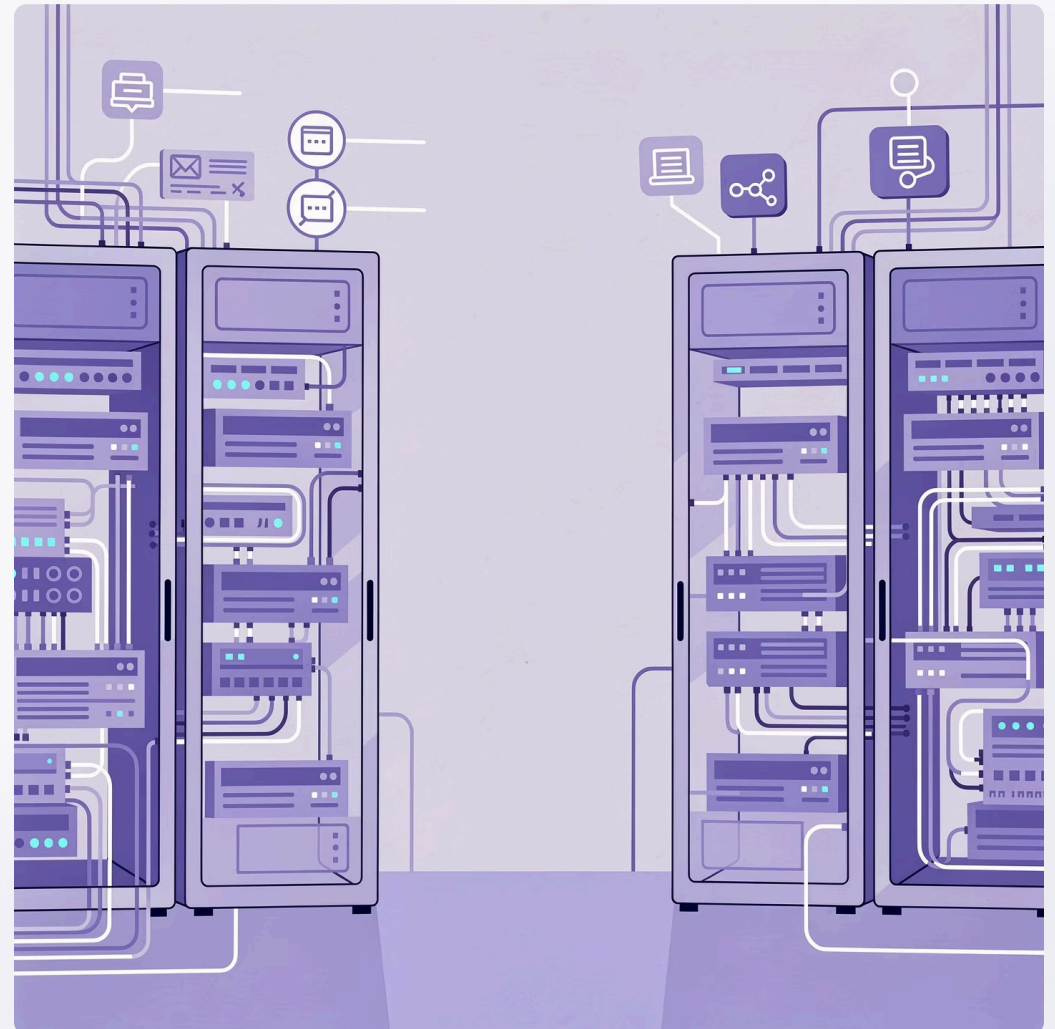
Connection Broker

Authenticates users and intelligently directs them to their assigned virtual desktops

04

Centralised Storage

Holds OS images, user profiles, applications, and data securely in one location




Each component works together seamlessly to deliver a responsive, secure desktop experience that feels local whilst remaining centrally managed.

VDI Architecture Flow



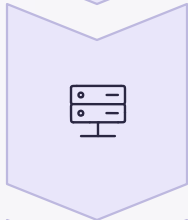
User Device

Thin client or endpoint



Connection Broker

Authentication & routing



Hypervisor

VM management



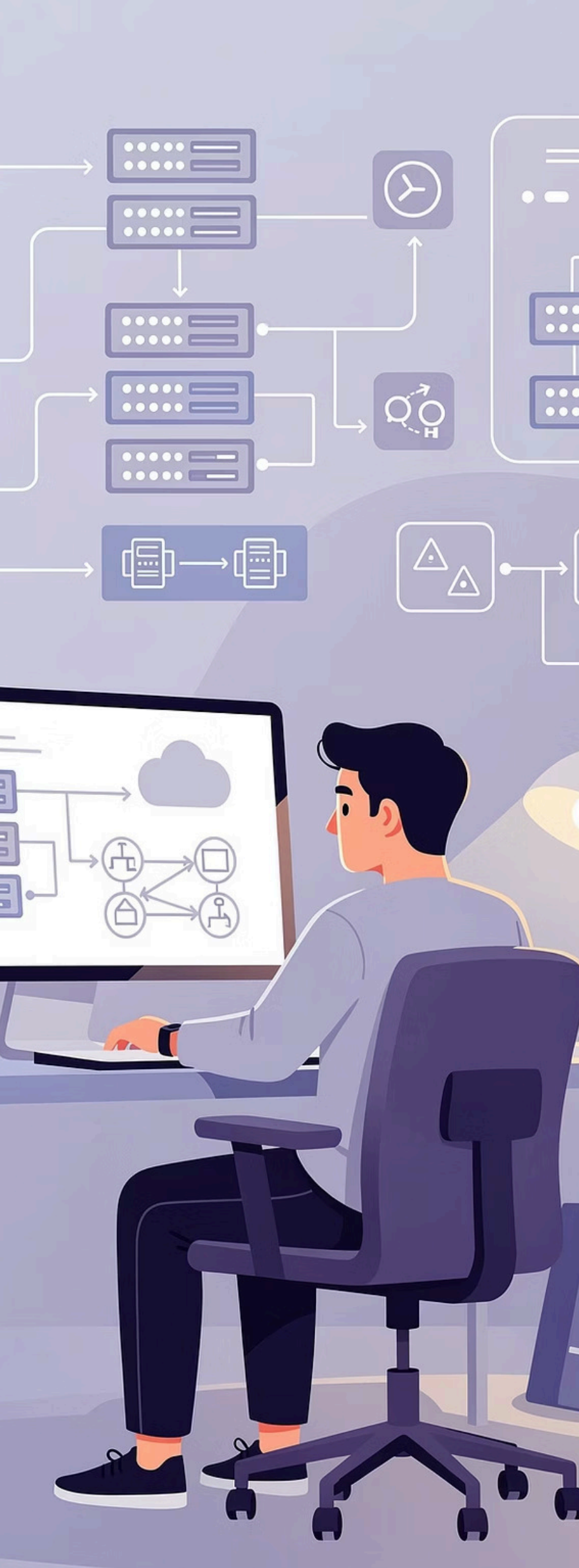
Virtual Machines

Desktop environments



Central Storage

Data & profiles



Best Practice #1-4: Planning & Performance Foundations



Assess Business Needs

Identify user roles, workload requirements, and application dependencies to tailor your VDI deployment effectively. Understanding these factors ensures optimal resource allocation.




Plan Network Bandwidth

Ensure sufficient network capacity to avoid latency issues, especially for graphics-intensive applications. Network performance directly impacts user satisfaction.



Invest in High-Performance Servers

Provision ample CPU, RAM, and SSD storage to support concurrent users without performance degradation during peak usage periods.



Implement User Profiles

Segment users by role—from task workers to power users—delivering customised desktop experiences that match their specific needs and workflows.

Best Practice #5-8: Security, Storage & Monitoring

1

Strengthen Security

Implement multi-factor authentication, end-to-end encryption, and regular security patching to protect centralised data from threats and unauthorised access.

2

Optimise Storage

Use SSDs for improved performance and implement data deduplication to reduce storage costs. Consider hyper-converged infrastructure for enhanced scalability.

3

Select the Right VDI Platform

Match platform capabilities—such as VMware Horizon, Microsoft Azure Virtual Desktop, or Citrix—to your specific business goals and technical requirements.

4

Monitor Performance Metrics

Continuously track user experience indicators and system health metrics to identify and resolve issues before they impact productivity.



Leading VDI Vendor Solutions Overview



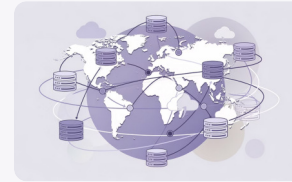
Citrix Virtual Apps and Desktops

Mature, feature-rich platform with strong security controls and excellent hybrid cloud support for complex enterprise environments.



Microsoft Azure Virtual Desktop

Cloud-native solution offering seamless integration with Microsoft 365 and Azure services, ideal for organisations in the Microsoft ecosystem.



Amazon WorkSpaces

Fully managed cloud VDI with flexible pay-as-you-go pricing and global reach, perfect for rapid deployment and scalability.



VMware Horizon

Robust solution supporting on-premises and cloud hybrid deployments with advanced management tools and strong security controls.

Emerging alternatives continue to focus on simplified management and cost efficiency for mid-market organisations.

Vendor Comparison Highlights

Citrix Excellence

Excels in complex enterprise environments with extensive protocol optimisations and proven reliability at scale.

Amazon Simplicity

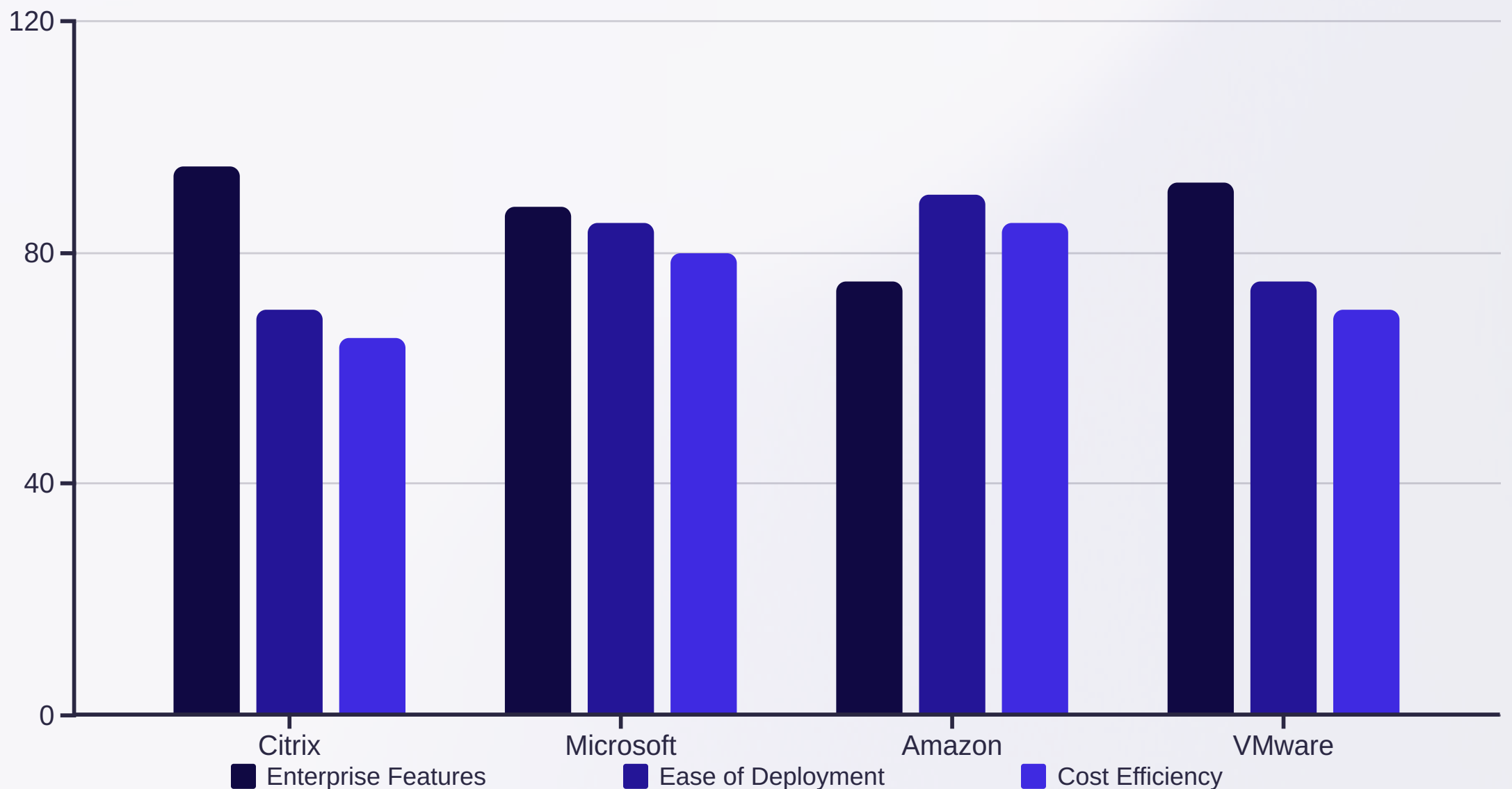
WorkSpaces provides ease of deployment with transparent pay-as-you-go pricing and minimal management overhead.

Microsoft Integration

Azure Virtual Desktop offers rapid scalability and deep integration with the Microsoft ecosystem for streamlined operations.

VMware Flexibility

Horizon supports hybrid cloud flexibility with comprehensive security controls and unified management tools.



Challenges & Considerations for VDI Adoption

Network Dependency

Performance hinges critically on stable, high-bandwidth connections. Poor network quality directly impacts user experience and productivity, requiring careful infrastructure planning.

Infrastructure Costs

High-performance servers, storage systems, and networking equipment can be capital intensive. Consider total cost of ownership including maintenance and upgrades.

User Experience

Graphics-intensive applications, video editing tools, or custom software may require specialised tuning, GPU acceleration, or dedicated resources for optimal performance.

Future-Proofing

Evaluate cloud versus on-premises models carefully, aligning decisions with organisational growth projections, compliance requirements, and strategic technology roadmaps.





Conclusion: Unlocking VDI's Potential for Modern Workforces

Centralised Management

VDI centralises desktop management, dramatically improving operational efficiency whilst boosting security and enabling seamless anywhere access.

Strategic Planning

Success depends on careful planning, robust architecture design, and selecting the right vendor solution that aligns with your organisation's unique requirements.

Competitive Advantage

With proper implementation of best practices and the right technology stack, VDI empowers flexible, secure, and infinitely scalable work environments.

The future of work is virtual — are you ready to embrace it?